

# Investigation of Carbon Nanotube Mechanical Properties Using the Atomistic-Continuum Mechanics Method

Chung-Jung Wu<sup>1</sup>, Chan-Yen Chou<sup>1</sup>, Cheng-Nan Han<sup>1</sup>, and Kuo-Ning Chiang<sup>2</sup>

Advanced Microsystem Packaging and Nano-Mechanics Research Lab  
Department of Power Mechanical Engineering  
National Tsing Hua University  
101, Sec. 2, Kuang-Fu Rd.  
Hsinchu, Taiwan, 300

## ABSTRACT

This paper utilizes the atomistic-continuum mechanics method (ACM) [1-2] to investigate the mechanical properties of single-walled carbon nanotubes (SWCNTs). By establishing a linkage between structural mechanics and molecular mechanics, the Young's moduli of single-walled carbon nanotubes are obtained. In addition, according to the atomistic-continuum mechanics and the finite element methods, an effective atomistic-continuum model is required to investigate Young's moduli of single-walled carbon nanotubes with an affordable computational time by means of personal computers. The validity of the results is demonstrated by comparing them with existing results.

**Keywords:** carbon nanotube, Young's modulus, atomistic-continuum mechanics, finite element method

## 1 INTRODUCTION

Much interest has been focused on the notable mechanical properties of carbon nanotubes, particularly in terms of their high Young's moduli. However, a large variation of Young's modulus was also disclosed for single-walled carbon nanotubes (SWCNTs) like 0.32-1.47 TPa by Salvetat et al. [3] and Yu et al. [4]. Considering the difficulties in the measurement of carbon nanotubes, the computer simulations based on reasonable physical models could provide experimentalists with guidance. The two main simulation models are the atomistic-based and the continuum-based models. The anterior is currently restricted within hundreds of atoms by recent computational technology. Several models are available for the continuum mechanics. Based on molecular dynamics (MD), Chang and Gao [5] proposed an analytical model to relate the elastic properties of SWCNT to its atomic structure. Zhang et al. [6] incorporated interatomic potentials into a continuum analysis without any parameter fitting to study the linear elastic modulus of a SWCNT. Li and Chou [7] considered a SWCNT as a frame, and used a beam element to simulate

elastic moduli. However, the chemical bond is not allowed to bend [8], and the angle variation energy cannot be equated directly. In order to correlate the angle variation energy with continuum mechanics, Odegard et al. [9] presented a factitious rod in a truss model to study the effective geometry of a graphite sheet. Also, Leung et al. [10] proposed an idea on spatial periodic strain, and a truss model with factitious rod was established for the mechanics of zigzag SWCNTs.

In this research, an equivalent-spring structure is represented. A spring element is applied to transform the covalent bonds in the carbon nanotubes in order to describe the interatomic force between adjacent carbon atoms, and then the originally discrete atomic structure is analyzed in the continuum level. Moreover, in order to describe the bond-angle behavior of the covalent bonds, a factitious spring element between the carbon atoms along the two sides of each bond-angle is added. For the material properties of the spring element in the SWCNT structure, the Brenner's second-generation reactive empirical bond order (REBO) potential energy [11] is selected to describe the binding energy between carbon atoms, including both the bond-length and the bond-angle term. In addition, according to the atomistic-continuum mechanics and the finite element methods, the atomistic-continuum model is required to investigate Young's moduli of SWCNTs with an affordable computational time by means of personal computers.

## 2 FUNDAMENTAL THEORY

### 2.1 Interatomic Potential For Carbon

Brenner [11] determined the interatomic potential for carbon atoms as represented by Eq. 1:

$$E_b = \sum_i \sum_{j(>i)} [V^R(r_{ij}) - b_{ij}V^A(r_{ij})] \quad (1)$$

For atoms  $i$  and  $j$ ,  $r_{ij}$  is the distance between atoms  $i$  and  $j$ ,  $V^R$  and  $V^A$  are the respective repulsive and attractive pair

<sup>1</sup> Research Assistant

<sup>2</sup> Professor, Corresponding Author

terms given by Eq. 2 and 3, and  $b_{ij}$  is a bond order between atoms  $i$  and  $j$  as represented by Eq. 4:

$$V^R(r) = f^c(r) \left( 1 + \frac{Q}{r} \right) A e^{-\alpha r} \quad (2)$$

$$V^A(r) = f^c(r) \sum_{n=1,3} B_n e^{-\beta_n r} \quad (3)$$

The parameter  $Q$ ,  $A$ ,  $\alpha$ ,  $B_n$ , and  $\beta_n$  are determined from the known physical properties of single (from diamond), conjugated double (from graphite), full double (from ethene), and triple (from ethyne) bonds. The function  $f_c$  is a smooth cutoff function to limit the range of the potential.

$$b_{ij} = \frac{1}{2} [b_{ij}^{\sigma-\pi} + b_{ji}^{\sigma-\pi}] + b_{ij}^{\pi} \quad (4)$$

The values for the functions  $b_{ij}^{\sigma-\pi}$  and  $b_{ji}^{\sigma-\pi}$  depend on the local coordination and bond angles for atoms  $i$  and  $j$ , respectively. The function  $b_{ij}^{\pi}$  is further written as a sum of two terms as given by Eq. 5:

$$b_{ij}^{\pi} = \Pi_{ij}^{RC} + b_{ij}^{DH} \quad (5)$$

The value of the first term  $\Pi_{ij}^{RC}$  depends on whether a bond between atoms  $i$  and  $j$  has radical character and is part of a conjugated system. The value of the second term  $b_{ij}^{DH}$  depends on the dihedral angle for carbon-carbon double bonds.

According to the REBO potential for solid carbon, the interatomic potential function including bond stretching, angle variation, and dihedral term can be obtained. Moreover, van der Waals and electrostatic interactions between carbon atoms can be derived from Lennard-Jones “6-12” potential and typical electrostatic potential, respectively. However, for a SWCNT that is subjected to axial loadings at small strains, dihedral, van der Waals, and the electrostatic potential could be negligible. Only bond stretching and angle variation terms are significant in the system potential energy.

## 2.2 Atomistic-Continuum Method

Based on the finite element method, the atomistic-continuum mechanics method is developed to simulate the mechanical characteristics, such as the Young’s modulus and Poisson’s ratio of nanoscale structures. The ACM method transfers an originally discrete atomic potential into an equilibrium continuum model by atomistic-continuum transfer elements. It simplifies the complexities of the interactive forces among the atoms, while keeping the calculation accuracy still acceptable and the computational time affordable.

One can generate the equations for a typical static constant-strain finite element. The total potential energy is a

function of the nodal displacements  $x$ ,  $y$  and  $z$  such that  $\pi_p = \pi_p(x, y, z)$ . Here the total potential energy is given by Eq. 6

$$\pi_p = U + \Omega_b + \Omega_p + \Omega_s \quad (6)$$

where  $U$ ,  $\Omega_b$ ,  $\Omega_p$  and  $\Omega_s$  represent the strain energy, the potential energy of the body force, the potential energy of the concentrated load and the potential energy of the distributed load, respectively. The above equation can be rewritten as a finite element integrated form as Eq. 7 shown:

$$\begin{aligned} \pi_p = & \frac{1}{2} \iiint_V \{d\}^T [B]^T [D] [B] \{d\} dV - \\ & \iiint_V \{d\}^T [N]^T \{F\} dV - \{d\}^T \{P\} - \\ & \iint_S \{d\}^T [N_s]^T \{T_s\} dS \end{aligned} \quad (7)$$

where  $\{d\}$  represents the nodal displacement vector,  $[B]$  is the strain-displacement matrix,  $[D]$  is the modulus of the elasticity matrix,  $[N]$  is the shape function matrix,  $\{F\}$  is the body force vector,  $\{P\}$  is the external load vector and  $\{T_s\}$  is the traction force vector.

The ACM method transfers the interatomic potential function into a force-displacement curve so as to create an equivalent atomistic-continuum transfer element. Afterwards, the equivalent nanoscale model can be analyzed by FEM.

## 2.3 SWCNT ACM Numerical Modeling

In this section, an ACM model was constructed to simulate the Young’s modulus of SWCNT. A single-walled carbon nanotube, which can be viewed as a graphene sheet rolled into a tube, is usually indexed by a pair of integers ( $n$ ,  $m$ ) to represent its helicity. Based on the geometry described by the integers ( $n$ ,  $m$ ), the positions of carbon atoms in the SWCNT ACM model could be obtained.

A typical spring element is chosen as the equivalent atomistic-continuum transfer element. The distinct characteristics of a spring element from a truss or a beam element are that it is not allowed to bend, no cross-sectional area needs to be defined, and the potential between atoms is the same as spring element. According to the former two characteristics, a spring element could represent a more realistic equivalent model since the chemical bond could neither be bent nor be defined by a cross-sectional area. Moreover, based on the present potential theory, the last feature makes the transformation between the atomistic and the continuum method easier and more direct.

In this SWCNT ACM model, the chemical bond between carbon atoms could be transformed into the spring element. The carbon atoms can be viewed as the linkage between spring elements, and can be transformed into the pin-joint which cannot resist any bending moment. In

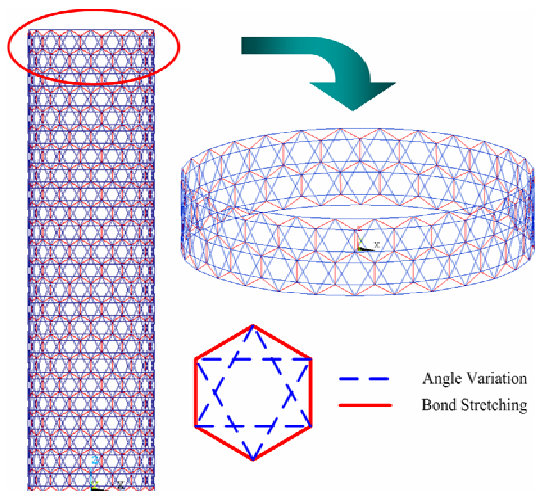


Figure 1: The equivalent-spring structure of a zigzag single-walled carbon nanotube.

In addition, the fictitious springs are needed either to equate the angle variation potential or to make the equivalent-spring model stable. Figure 1 shows the SWCNT ACM model. The hexagon is a representative structure of SWCNT. The solid line in the perimeter of the hexagon and the dashed line in the hexagon represent the bond stretching and angle variation, respectively. One end of the SWCNT was fixed, and the other was applied with strain.

### 3 SIMULATION RESULTS

Two geometric variables, namely, radius and length, with respect to zigzag-type and armchair-type single-walled carbon nanotubes, were analyzed in this research. Computations on the elastic deformation of SWCNT reveal that the Young's moduli of both zigzag and armchair carbon nanotubes remain constant within a specific range of both 0.6~2.5 nm (radius) and 5~40 nm (length). In the case of the radius-variable, the length of SWCNT is chosen as 5 nm. Moreover, in the case of the length-variable, the integers of SWCNT are selected as (10, 10) and (18, 0) for armchair-type and zigzag-type SWCNT, respectively. The result of Young's modulus vs. the radius for zigzag and armchair SWCNT is shown in Fig. 2. The result of Young's modulus vs. the length for zigzag and armchair SWCNT is shown in Fig. 3.

The Young's modulus is about 700 GPa, which falls within the range of Young's modulus as reported by Cornwell and Wille [12] (MD), Salvetat et al. [3], Yu et al. [4] (experimental result), and Zhang et al. [6] (continuum theory). However, the result is lower than other reported Young's moduli using ACM with a truss or a beam element (e.g., Li and Chou [7]; Odegard et al. [9]; Leung et al. [10]).

The results also show that the Young's moduli of armchair and zigzag SWCNT remain constant within the specific range in this research in terms of both radius and length. For a given tube radius, the Young's modulus for

armchair SWCNT is slightly larger than that for zigzag SWCNT. These two results agree with the physical phenomena reported by Chang and Gao [5] even if the parameter of the tube length is different. In addition, for a given tube length, the Young's modulus for armchair SWCNT is slightly smaller than that for zigzag SWCNT beside the 5 nm tube length.

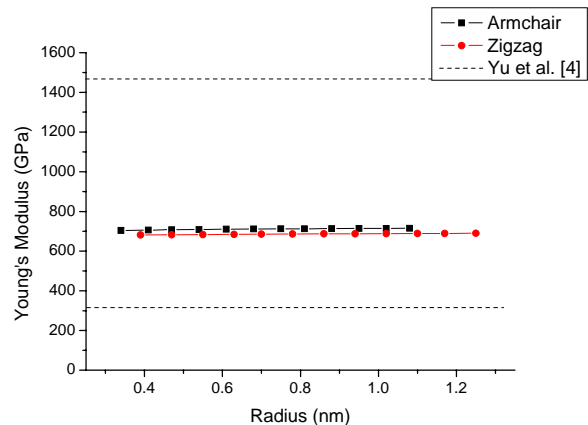


Figure 2: The result of Young's modulus vs. radius for a zigzag-type and armchair-type SWCNT.

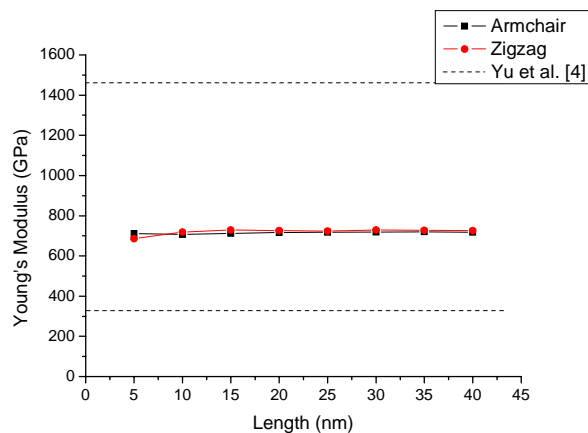


Figure 3: The result of Young's modulus vs. length for a zigzag-type and armchair-type SWCNT.

### 4 CONCLUSION

In this research, a novel atomistic-continuum mechanical model based on the finite element method with an equivalent-spring element was proposed to simulate Young's modulus of SWCNT. The spring element could provide a more realistic equivalent model between atomistic and continuum mechanics. The result agreed with some experimental and atomistic studies based on ab initio,

MD, and the continuum theory. Moreover, the present approach is not only limited to SWCNT since other atomistic studies that provide potential in atomic bonds can be similarly incorporated in the present ACM modes with an equivalent-spring element.

## REFERENCES

- [1] K. N. Chiang, C. A. Yuan, C. N. Han, C. Y. Chou, and Yujia Cui, "Mechanical characteristic of ssDNA/dsDNA molecule under external loading." *Appl. Phys. Lett.*, vol. 88, 023902, 2006.
- [2] C. Y. Chou, C. A. Yuan, C. J. Wu and K. N. Chiang, "Numerical simulation of the mechanical properties of nanoscale metal clusters using the atomistic-continuum mechanics method." *NSTI EuroNano System*, Dec. 14-16, 2005, Paris, France.
- [3] J. P. Salvetat, G. A. D. Briggs, J. M. Bonard, R. R. Bacsa, A. J. Kulik, T. Stöckli, N. A. Burnham and L. Forró, "Elastic and shear moduli of single-walled carbon nanotube ropes." *Phys. Rev. Lett.*, vol. 82, 94, 1999.
- [4] M. F. Yu., B. S. Files, S. Arepalli and R. S. Ruoff, "Tensile Loading of Ropes of Single Wall Nanotubes and Their Mechanical Properties." *Phys. Rev. Lett.*, vol. 84, 5552, 2000.
- [5] T. C. Chang and H. J. Gao, "Size-dependent elastic properties of a single-walled carbon nanotube via a molecular mechanics." *J. Mech. Phys. Solids*, vol. 51, 1059, 2003.
- [6] P. Zhang, Y. Huang, P. H. Geubelle, P. A. Klein and K. C. Hwang, "The elastic modulus of single-walled carbon nanotubes: a continuum analysis incorporating interatomic potentials." *Int. J. Sol. Struct.*, vol. 39, 3893, 2002.
- [7] C. Y. Li and T. W. Chou, "A structural mechanics approach for the analysis of carbon nanotubes." *Int. J. Sol. Struct.*, vol. 40, 2487, 2003.
- [8] G. T. Murray, Introduction to Engineering Materials, Marcel Decker, 2<sup>nd</sup> Ed., 1993.
- [9] G. M. Odegard, T. S. Gates, L. M. Nicholson and K. E. Wise, "Equivalent-continuum modeling of nano-structured materials." *Comp. Sci. Tech.*, vol. 62, 1869, 2002.
- [10] A. Y. T. Leung, X. Guo, Q. He and S. Kitipornchai, "A continuum model for zigzag single-walled carbon nanotubes." *Appl. Phys. Lett.*, vol. 86, 083110, 2005.
- [11] D. W. Brenner, O. A. Shenderova, J. A. Harrison, S. J. Stuart, B. Ni and S. B. Sinnott, "A second-generation reactive empirical bond order (REBO) potential energy expression for hydrocarbons." *J. Phys. Condens. Matter*, vol. 14, 783, 2002.
- [12] C. F. Conwell and L. T. Wille, "Elastic properties of single-walled carbon nanotubes in compression." *Solid State Communications*, vol. 101, 555, 1997.